



KOMORA ZLEWOWA DO WSPAWANIA
BOWL TO WELD

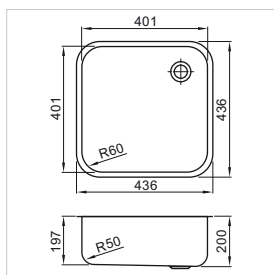
KZ-MA

- materiał: stal kwasoodporna AISI-304, zgodność z normą ISO 9001:2008
- wykonanie: tłoczone na gorąco - obróbka wibrościerna
- odpływ: 1 1/2" w standardzie
- grubość blachy: 1,0 mm
- rant: prosty
- na zapytanie dostępne komory bez odpływu
- wersja lewa i prawa do sprecyzowania przy zamówieniu

- material: stainless steel AISI-304, compliance with ISO 9001:2008
- finish: hot pressed - tumble finishing
- drain: 1 1/2" in standard
- sheet thickness: 1,0 mm
- edge: straight
- on request available bowls without drain
- left or right version to specified when ordering



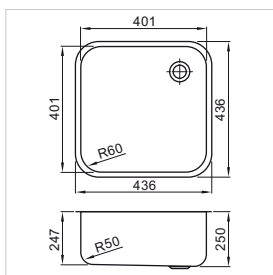
KZ-MA-4420



WYMIARY DIMENSIONS 401 x 401 x 200 mm

WERSJA VERSION —

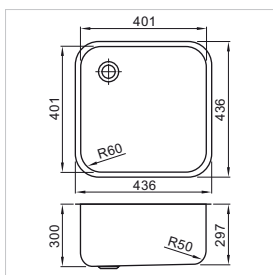
KZ-MA-4425



401 x 401 x 250 mm

WERSJA VERSION —

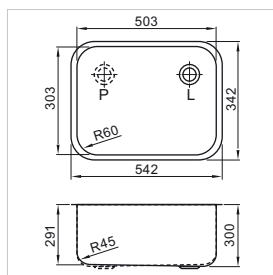
KZ-MA-4430



401 x 401 x 300 mm

WERSJA VERSION —

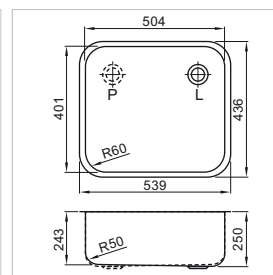
KZ-MA-5330



503 x 303 x 300 mm

L - LEWA / P - PRAWA
L - LEFT / P - RIGHT

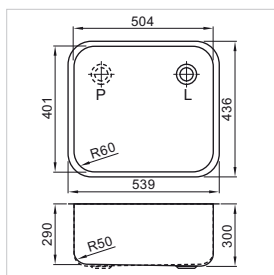
KZ-MA-5425



504 x 401 x 250 mm

L - LEWA / P - PRAWA
L - LEFT / P - RIGHT

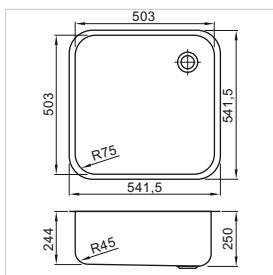
KZ-MA-5430



WYMIARY DIMENSIONS 504 x 401 x 300 mm

WERSJA VERSION L - LEWA / P - PRAWA
L - LEFT / P - RIGHT

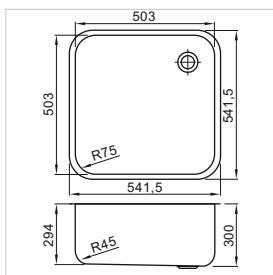
KZ-MA-5525



503 x 503 x 250 mm

WERSJA VERSION —

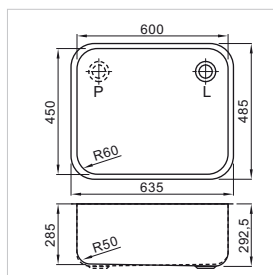
KZ-MA-5530



503 x 503 x 300 mm

WERSJA VERSION —

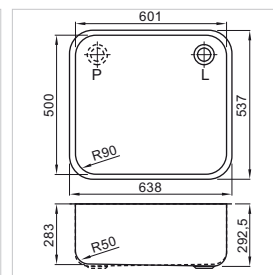
KZ-MA-6453



600 x 450 x 292.5 mm

L - LEWA / P - PRAWA
L - LEFT / P - RIGHT

KZ-MA-6530



601 x 500 x 292.5 mm

L - LEWA / P - PRAWA
L - LEFT / P - RIGHT

INNE WYMIARY KOMÓR ZLEWOWYCH NA ZAPYTANIE / OTHER DIMENSIONS OF BOWLS ON REQUEST

